

Options for Continuing Instruction

This document provides a guide for converting in-person course instruction to an alternate format during the current campus shutdown.

<http://www.cer.jhu.edu>

Questions concerning how to get started with any of the options below can be directed to cerweb@jhu.edu. Staff monitor this email address and will respond to questions in the order in which they are submitted.



 = Immediate use

 = Takes time to setup

 = Download required



Course Announcements



Blackboard	<ul style="list-style-type: none"> Email students using the Blackboard course email tool. http://help.sset.jhu.edu/display/Bb/Home 	
SIS	<ul style="list-style-type: none"> Email students through SIS course email link. http://help.sset.jhu.edu/display/FAC/Emailing+Students+in+Your+Course 	



Sharing Course Materials



Blackboard	<ul style="list-style-type: none"> Post lecture notes and slides in Blackboard. http://help.sset.jhu.edu/display/Bb/Home 	
JHBox	<ul style="list-style-type: none"> JHBox can store 25GB of content for sharing large files when emails are inadequate. Permissions can be set for sharing/editing/uploading with your students. http://it.jhu.edu/services/collaboration_tools/jhbox/quickstart.html 	



Student Assignment Submissions



Blackboard	<ul style="list-style-type: none"> Use Blackboard assignment submission tool. http://help.sset.jhu.edu/display/Bb/Home 	
Email	<ul style="list-style-type: none"> Request students email their assignments This option can be time consuming with numerous emails to track. 	



Replacing Seminars/Discussions



Blackboard	<ul style="list-style-type: none"> Conduct asynchronous discussions in Blackboard. http://help.sset.jhu.edu/display/Bb/Home 	
Teleconference	<ul style="list-style-type: none"> IT@JH provides instructions on live teleconferencing options. http://www.it.johnshopkins.edu/services/telecom/index.html 	

Replacing Lectures



Panopto	<ul style="list-style-type: none"> Record video lectures that can be posted to your Blackboard course site. Students can watch on their own schedule. http://www.cer.jhu.edu/panopto.html 	 
Adobe Connect	<ul style="list-style-type: none"> Conduct live lectures or record them for students to watch later. Connect is the conferencing tool licensed by Hopkins. http://connect.johnshopkins.edu/welcome 	